


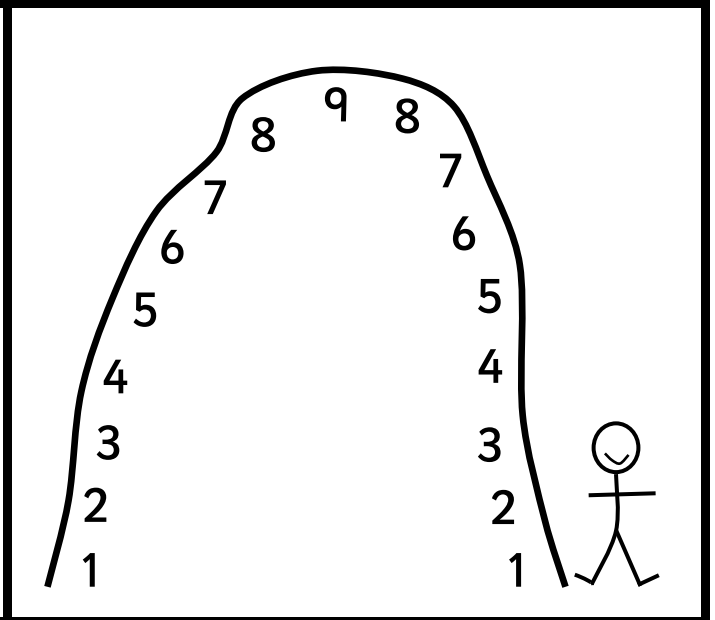




Mountain Dice Game Printable 2

 <p>A mountain-shaped board with numbers 1 through 9 along its top edge. The numbers are arranged as follows: 1 at the bottom left, 2, 3, 4, 5, 6, 7, 8, and 9 at the peak. The board is symmetrical. A stick figure is at the bottom right.</p>	 <p>A mountain-shaped board with numbers 1 through 9 along its top edge. The numbers are arranged as follows: 1 at the bottom left, 2, 3, 4, 5, 6, 7, 8, and 9 at the peak. The board is symmetrical. A stick figure is at the bottom right.</p>
 <p>A mountain-shaped board with numbers 1 through 9 along its top edge. The numbers are arranged as follows: 1 at the bottom left, 2, 3, 4, 5, 6, 7, 8, and 9 at the peak. The board is symmetrical. A stick figure is at the bottom right.</p>	 <p>A mountain-shaped board with numbers 1 through 9 along its top edge. The numbers are arranged as follows: 1 at the bottom left, 2, 3, 4, 5, 6, 7, 8, and 9 at the peak. The board is symmetrical. A stick figure is at the bottom right.</p>
 <p>A mountain-shaped board with numbers 1 through 9 along its top edge. The numbers are arranged as follows: 1 at the bottom left, 2, 3, 4, 5, 6, 7, 8, and 9 at the peak. The board is symmetrical. A stick figure is at the bottom right.</p>	 <p>A mountain-shaped board with numbers 1 through 9 along its top edge. The numbers are arranged as follows: 1 at the bottom left, 2, 3, 4, 5, 6, 7, 8, and 9 at the peak. The board is symmetrical. A stick figure is at the bottom right.</p>