

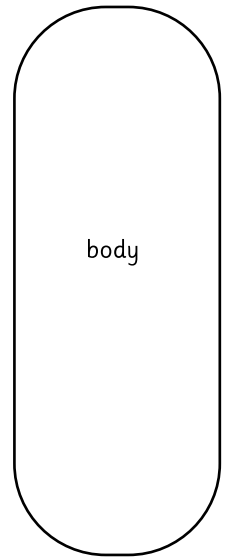
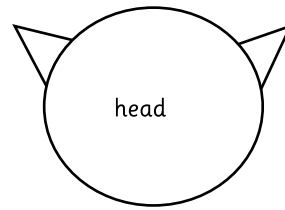
Pig Bookmark

You will need:

Large paper clip
Pink felt
Wiggle eyes
Pink button
Needle and thread
Fabric glue

Instructions:

Cut 1 body and one head from pink felt.
Embroider, with running stitch, a curly tail near the top of one end of the body.
Slip the body through the paperclip.
Sew around the outside with one strand of embroidery thread.
Sew along the bottom at the top of the paperclip so it stays in place.
Sew a button on to the head as a snout.
Glue the head to the body and glue on the eyes.



© www.ActivityVillage.co.uk

Activity
village

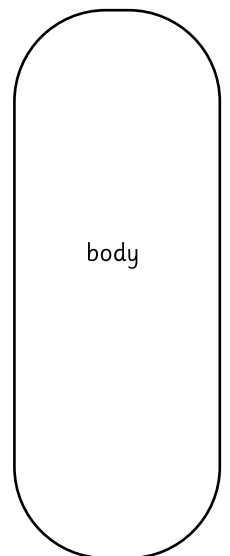
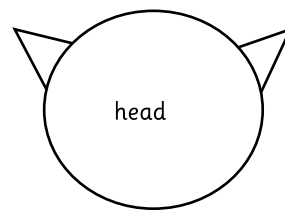
Pig Bookmark

You will need:

Large paper clip
Pink felt
Wiggle eyes
Pink button
Needle and thread
Fabric glue

Instructions:

Cut 1 body and one head from pink felt.
Embroider, with running stitch, a curly tail near the top of one end of the body.
Slip the body through the paperclip.
Sew around the outside with one strand of embroidery thread.
Sew along the bottom at the top of the paperclip so it stays in place.
Sew a button on to the head as a snout.
Glue the head to the body and glue on the eyes.



© www.ActivityVillage.co.uk

Activity
village